



Social Justice Management System (SJMS)

Anuprati Scheme Process (Citizen Level)

1. TABLE OF CONTENTS

1. General Information.....	3
1.1 System Overview.....	3
2. Getting Started.....	4
2.1 Login through SSO.....	4
2.2 Apply for Scheme.....	6
2.3 User’s Dashboard.....	11

2. GENERAL INFORMATION

General Information section explains in general terms the system and the purpose for which it is intended.

1.1 SYSTEM OVERVIEW

It provides the proper end to end flow of the procedure. It contains non-functional steps of the system's flow. As we have three ways to enter into the system as they are : Through SJMS, E-Mitra and SSO. Login through SSO. This document contains Anuprati scheme process on citizen level.

Anuprati scheme commenced by Rajasthan Government in 2005. Rajasthan government encourage and provide economic help to poor but brilliant students belongs to the **Schedule Caste (SC), Schedule Tribe (ST), Special Backward Class (SBC), Other Backward Class (OBC) and Below Poverty Line (BPL)** families for the preparation and then selection in various exams such as **Indian Civil Services, Rajasthan Civil Services, IIT, IIM, CPMT, NIT and Rajasthan Engineering and Medical** etc.

This system will provide online procedure of the Anuprati's whole system which contains flow from application registration to application payment bill generation.

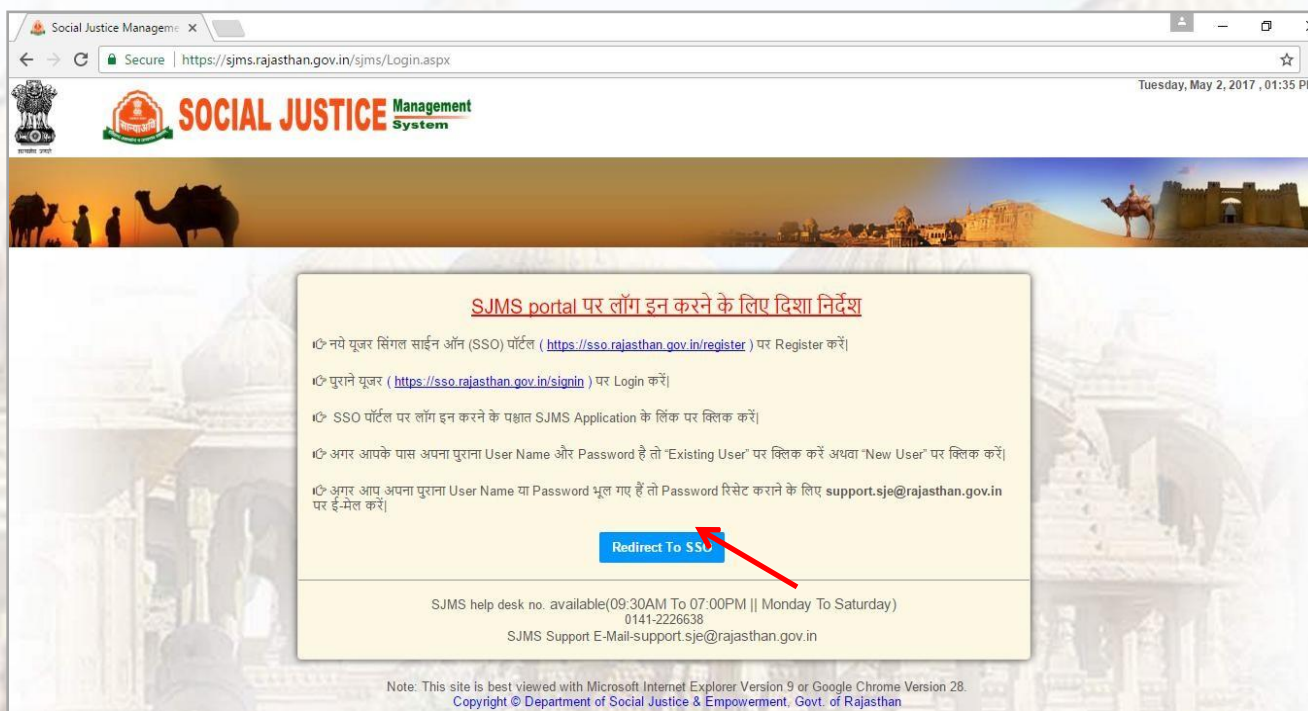
All actions covered by this document which happens during anuprati scheme application such as applying for the scheme, attach documents, Approval, Rejection, Objection and so on.

3. GETTING STARTED

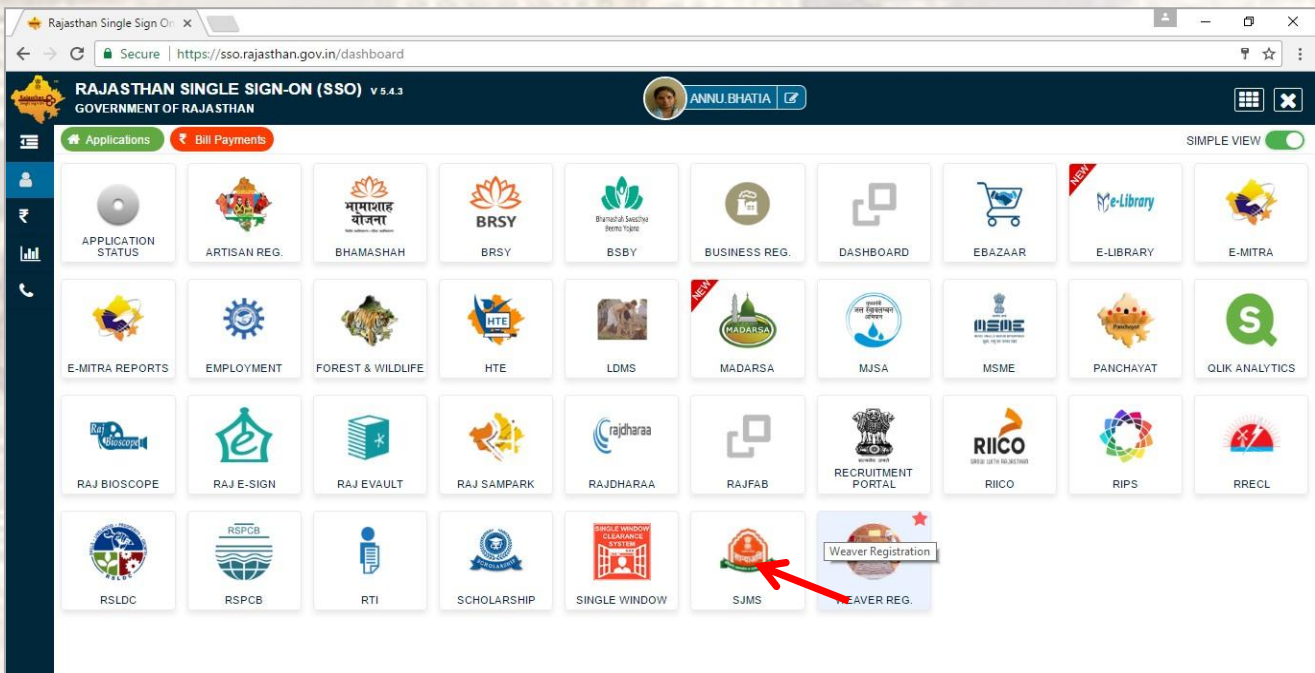
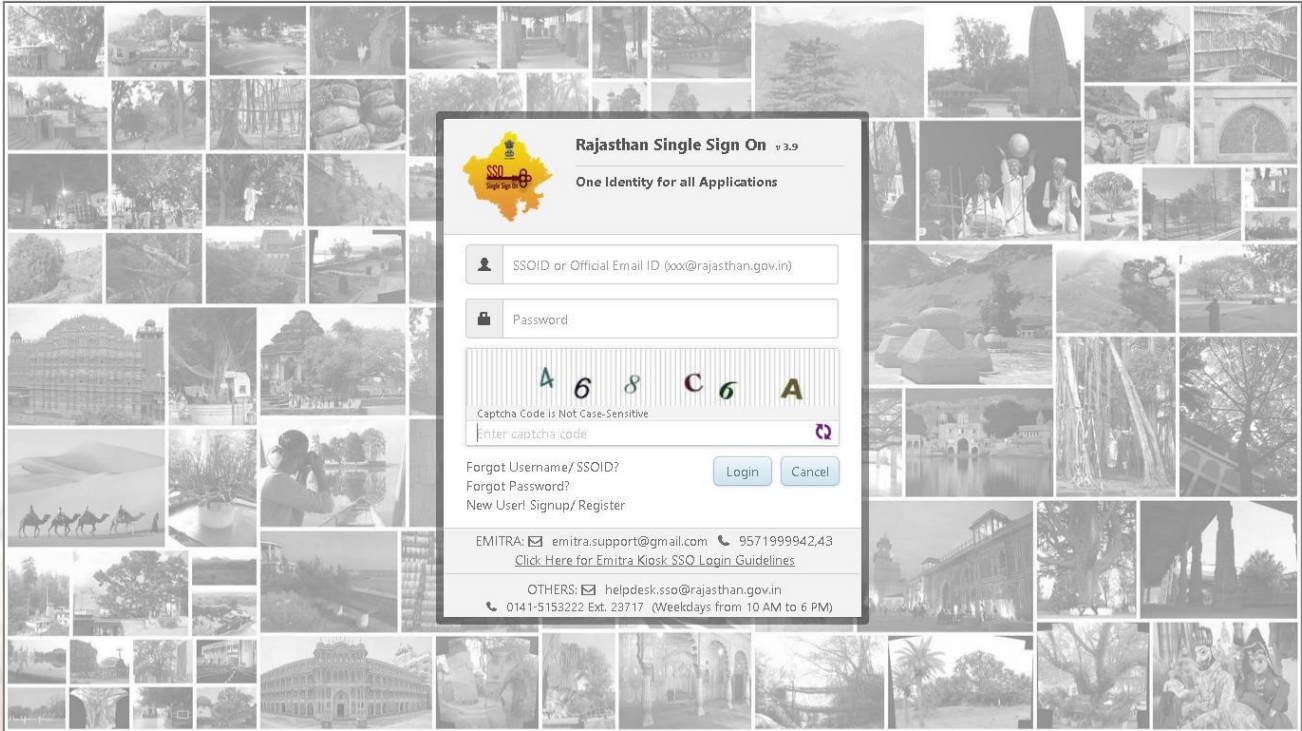
Pre- Requisites :- All Documents should be scanned clearly.

2.1 LOGIN THROUGH SSO

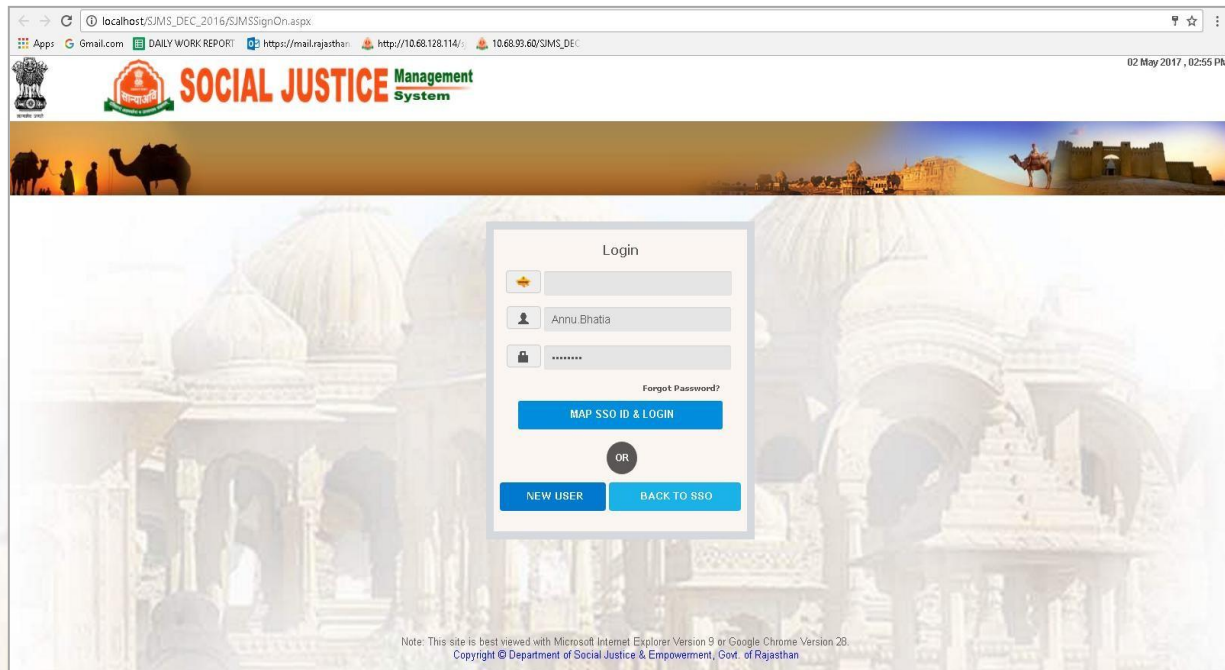
- Launch web site <https://sjms.rajasthan.gov.in/sjms/Login.aspx>.
- Click "Citizen SSO Login".



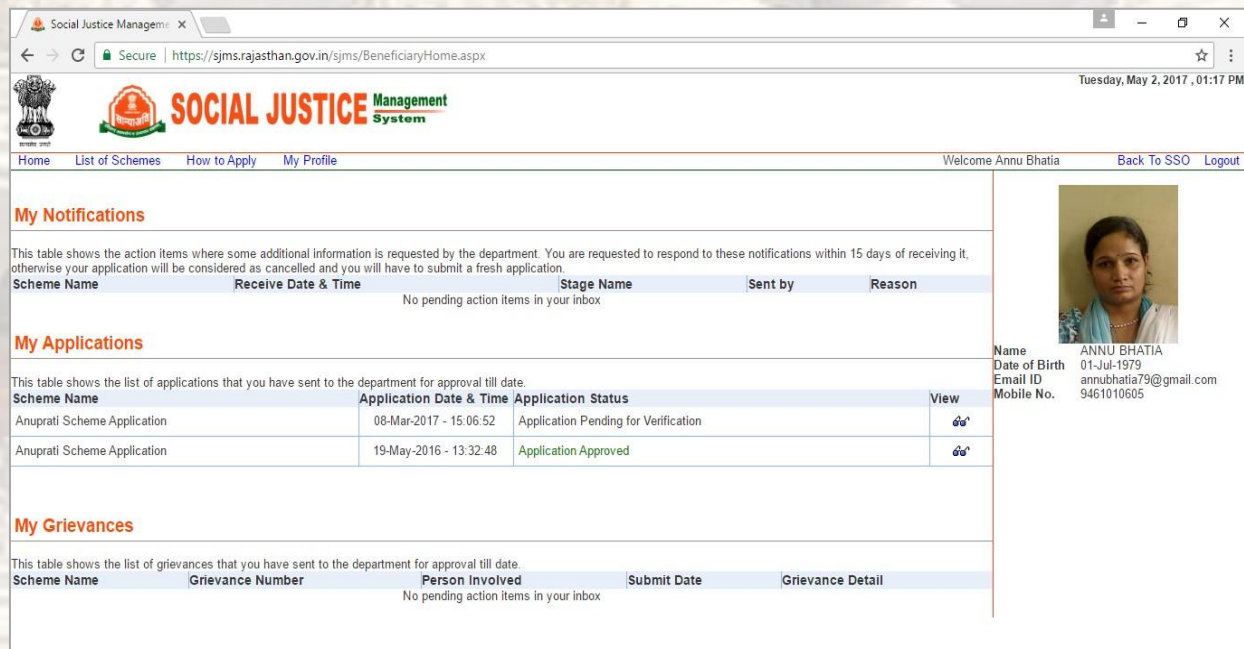
- Link forwards us to SSO page login as appearing below:-
- Close the Message window and put your user name, password and Capcha code.



- Government web portal's list will appear as above.
- Select SJMS portal from the list which gets open on next screen.



- Enter user name and password and click login.



2.2 APPLY FOR SCHEME

- User's dashboard will appear with his personal detail appearing at right hand side of the screen.

- Click "List of Scheme" given over the dashboard.

The screenshot shows a web browser window with the URL `10.68.128.114/Sjms_VM/ViewScheme.aspx?SchemeID=8&RowId=2`. The page title is "SOCIAL JUSTICE Management System". The navigation menu includes "Home", "List of Schemes", "How to Apply", and "My Profile". The user is logged in as "Annu Bhatia".

The main content area displays the details for the "Dr Savita Ambedkar Inter Caste Marriage Scheme". A red box highlights the "Scheme Name" field, which is "Anuprati Scheme". The details include:

- Scheme Name:** Dr Savita Ambedkar Inter Caste Marriage Scheme
- Eligibility Criteria:**
 1. Marriage should be registered before applying for this scheme and after marriage within 1 year, they can apply for this reward.
 2. One candidate in couple should belong to Rajasthan state and parents of other state candidate should be settled in Rajasthan from 5 years.
 3. In couple, One candidate must be of SC category and another one should be of General/ OBC/ SBS.
 4. Maximum age of candidates should not be more than 35 years and Minimum age of groom should be 21 years and of bride should be 18 years.
 5. BPL is not compulsory
 6. Only Hindu/ Budh/ Sikh/ Jain candidates can apply.
 7. Upto 35 years old applicant, whose partner has been died and whose do not have a single child, would be rewarded by this scheme .
- Application Process:**

Application must be submitted through online (Through self registration or via E-Mitra) which will be processed and disposed by relevant verifier and District officer on their own login. Following documents to be attached with the application, while applying for scheme -

 - a. Marriage Certificate,
 - b. Bonafide Certificate,
 - c. Caste Certificate,
 - d. Death Certificate of husband/ wife
- Benefit:**

Under this scheme, Rajasthan government announced 5,00,000/- reward to both husband and wife who got married through the manner of inter-caste marriage. Benefit amount will be distributed as -

 1. 2,50,000/- amount will be fix deposited for 8 years in nationalized bank for both husband and wife.
 2. 2,50,000/- cash assistance rewards will be deposited in joint account of husband and wife for household.
- Office Incharge:** Reena Sharma, Deputy Director (CR)
- Benefit Type:** Amount
- Funded By:** Center and State

- Anuprati form gets open where basic detail of candidate will point up on the page and additional required fields will appear below of the form.

SJMS x

10.68.128.114/Sjms_VM/FormViewer2.aspx?Mode=Edit&FormID=300801&ItemID=7136&IsBPL=False#


Tuesday, May 2, 2017, 03:18 PM

SOCIAL JUSTICE Management System

Home List of Schemes How to Apply My Profile Welcome Annu Bhatia Logout

Anuprati Scheme

Basic Detail/ मूलभूत विवरण:-

Applicant Name / आवेदक का नाम	ANNU BHATIA	*Upload Recent Photo Change	
Father Name / पिता का नाम	bhawani shankar		
Email ID / ई-मेल	jaswantrana@gmail.com		
Mobile / मोबाइल	9871198857		
Date of Birth / जन्म तिथि	30 Jun 1989		
Age / उम्र	28 Years		
Gender / लिंग	Female	Spouse Name / पति या पत्नी का नाम	virendra goyal
Religion / धर्म	Hindu	Category / वर्ग	SC
Caste / जाति		BPL Number / बी पी एल नम्बर	
ID Type / पहचान प्रकार	Aadhaar UID	Aadhaar UID Number / नम्बर	782122856187
Address Type / पता प्रकार	Rural		

Current Address / वर्तमान पता :-

Plot/House No./ प्लॉट/घर का नंबर	W/O: Virendra Goyal	Street/ मार्ग	, B-257 ward no.
Town/ नगर	40 kanta khaturia colony, Bikaner, Bikaner	District / जिला	Bikaner

10.68.128.114/Sjms_VM/FormViewer2.aspx?Mode=Edit&FormID=300801&ItemID=7136&IsBPL=False

Plot/House No./ प्लॉट/घर का नंबर	W/O: Virendra Goyal	Street/ मार्ग	, B-257 ward no.
Town/ नगर	40 kanta khaturia colony, Bikaner, Bikaner	District / जिला	Bikaner
Post Office / पोस्ट ऑफिस	vyash colony	Pin Code / पिन कोड	334001

Permanent Address / स्थायी पता :-

Plot/House No./ प्लॉट/घर का नंबर	W/O: Virendra Goyal	Street/ मार्ग	, B-257 ward no.
Town/ नगर	40 kanta khaturia colony, Bikaner, Bikaner	District / जिला	Bikaner
Post Office / पोस्ट ऑफिस	vyash colony	Pin Code / पिन कोड	334001

Bank Detail / बैंक विवरण :-

Bank Name / नाम	STATE BANK OF BIKANER AND JAIPUR	IFSC Code / आई एफ़ एस सी कोड	sbbj0010801
Account Number / खाता संख्या	0000061219144930	Branch Name / शाखा का नाम	lalgarh nrw bikaner

Additional Detail / अतिरिक्त जानकारी:-

*Annual Income / वार्षिक आय
56456

*Exam Type / परीक्षा प्रकार
IAS

*Are you an employee of Govt. of Rajasthan / क्या आप राजस्थान सरकार के कर्मचारी है? Yes No

*If coaching facility provided by SJED? / क्या आपको एस.जे.ई.डी. से शिक्षण मिला है? Yes No

[Save & Next](#)

- Click "Save & next" that will move us to attachment page.
- Upload required and relevant document which are should be clear.
- Click "Submit" button.

Social Justice Management System

10.68.128.114/Sjms_VM/Anuprati_IASRAS.aspx?Mode=Edit&FormID=300801&ItemID=7136&ExamType=1

Tuesday, May 2, 2017, 03:24 PM

Home List of Schemes How to Apply My Profile Welcome Annu Bhatia Logout

Anuprati Scheme - IAS/RAS Exam Details

Exam Details / परीक्षा विवरण

Exam Type / परीक्षा प्रकार IAS	Qualifying Exam / उत्तीर्ण परीक्षा Pre - Qualifying
Attempt / प्रयास 1st	Benefit Amount / अनुग्रह राशि 65000.0000
Exam Roll No / परीक्षा रोल नम्बर 898888888	Examination Date / परीक्षा तिथि 01 FEB 2017
Result Date / परिणाम तिथि 08 MAR 2017	

SSDG Application Details / Applied at SSDG

SSDG Application No.	SSDG Application Date
----------------------	-----------------------

Social Justice Management System

10.68.128.114/Sjms_VM/Anuprati_IASRAS.aspx?Mode=Edit&FormID=300801&ItemID=7136&ExamType=1

Please upload scanned copy of the required documents.
Click on the browse button next to the required document type and select the corresponding document. Then click on the Upload button to start upload of the documents.
Please Note: List of Documents required
1. Fields marked with * are Mandatory
2. Only .pdf, .jpg files are allowed.
3. Attachments more than 200 KB size are not allowed.

Income Certificate / आय प्रमाणपत्र

Date of issue / जारी होने की दिनांक
01-MAY-2017

Certificate *
Choose File No file chosen [UPLOAD] [X] Sample/नमूना income certificate.jpg

Affidavit Certificate / शपथ पत्र

Certificate / प्रमाणपत्र *
Choose File No file chosen [UPLOAD] [X] Sample/नमूना income certificate.jpg

Admit Card / प्रवेश पत्र

Admit Card / प्रवेश पत्र *
Choose File No file chosen [UPLOAD] [X] Sample/नमूना income certificate.jpg

Social Justice Management System

Admit Card / प्रवेश पत्र

Choose File No file chosen **UPLOAD** Sample/नमूना income certificate.jpg

Result of Qualified Exam / योग्य परीक्षा परिणाम

Result Card / परीक्षा परिणाम पत्रक

Choose File No file chosen **UPLOAD** Sample/नमूना income certificate.jpg

Declaration

I Solemnly declare and affirm that:
 Particulars filled in the above form by me are true to the best of my knowledge.
 Scanned copies of documents attached above are true and no alteration or forgery has been done in them.
 I fully understand if I lied or made false statement or have tried to mislead the Government in any way, Government is free to initiate criminal Proceedings against me under section 177, 197, 198, 199, 200 and of Indian penal Code whereby I may be imprisoned upto 3 Years on conviction.

By Clicking the "Submit" button above, I understand that it is equivalent to signing the form.

मैं सत्यनिष्ठा/आपथपूर्वक यह बयान देता हूँ कि:-
 उपरोक्त आवेदन में मेरे द्वारा दी गई सभी जानकारी व तथ्य पूर्णतया सत्य है।
 सभी दस्तावेजों को स्वप्रमाणित Scanned प्रतियाँ सही हैं एवं किसी भी प्रकार का कोई बदलाव या जालसाजी नहीं की गई है।
 मैं यह बात अच्छी तरह से समझता हूँ कि यदि मेरे द्वारा फेर-बदल किया गया है या किसी तथ्य को छुपाया गया है या किसी तथ्य को तोड़-मरोड़ कर प्रस्तुत किया गया है या मैंने सरकार को किसी भी तरह से गुमराह करने का प्रयास किया है तो सरकार आई.पी.सी. की धारा-177, 197, 198, 199 एवं 200 के तहत मेरे विरुद्ध फौजदारी मुकदमा चर्च कर कारवाई करने के लिये स्वतन्त्र है व दोषी पाये जाने पर मुझे 3 वर्ष तक की कैद हो सकती है।

Submit बटन को दबाते हुये मैं यह जानता और समझता हूँ कि यह आवेदन को हस्ताक्षर करने के बराबर है।

I Agree

SUBMIT

- After submitting application, system generated application number will reveal over the window. Application number should be noted down by the candidate for further use.

Social Justice Management System

10.68.128.114/Sjms_VM/Anuprati_IASRAS.aspx?Mode=Edit&FormID=300801&ItemID=7136&ExamType=1

Tuesday, May 2, 2017, 03:27 PM

Home List of Schemes How to Apply My Profile Welcome Annu Bhatia Logout

Anuprati Scheme - IAS/RAS Exam Details

Your application has been submitted. Your Application Number is "DoSJE/00108/ANUPR/2017/00040".
 You can use your username and password to logon to your account and monitor your application status.

2.3 USER'S DASHBOARD

- Application will come into sight on dashboard under My application wizard.

The screenshot displays the user dashboard for Annu Bhatia. The page title is "Social Justice Management System". The user is logged in as "Annu Bhatia" and has a "Logout" option. The dashboard is divided into three main sections: "My Notifications", "My Applications", and "My Grievances".

My Notifications: This section shows a table with columns: Scheme Name, Receive Date & Time, Stage Name, Sent by, and Reason. The message states: "No pending action items in your inbox".

My Applications: This section shows a table with columns: Scheme Name, Application Date & Time, Application Status, and View. The first row is highlighted with a red box:

Scheme Name	Application Date & Time	Application Status	View
Anuprati Scheme Application	02-May-2017 - 15:27:04	Submit Application Form	
Sahyog & Uphar Scheme	02-May-2017 - 10:05:53	Submit Application Form	
Inter Caste Marriage Scheme Application	01-May-2017 - 11:48:15	Submit Application Form	
Anuprati Scheme Application	08-Mar-2017 - 15:06:52	Application Approved	
Anuprati Scheme Application	19-May-2016 - 13:32:48	Application Approved	

My Grievances: This section shows a table with columns: Scheme Name, Grievance Number, Person Involved, Submit Date, and Grievance Detail. The message states: "No pending action items in your inbox".

User Profile: The user's profile is displayed on the right side, including a photo and the following details:

- Name: ANNU BHATIA
- Date of Birth: 30-Jun-1989
- Email ID: jaswant.rana@gmail.com
- Mobile No.: 9871198857

There are two buttons below the profile: "Change Photo" and "Change Password".

- Users can view their application from the "View" marked as above.
- Now application goes to verifier level who will verify the application and will take action
- On basis of these actions taken by verifier, application status gets change and that will reflect on candidate's dashboard.